

H5111



Garažni modul GoSmart Wi-Fi



Kazalo vsebine

| | |
|---|----|
| Varnostna navodila in opozorila..... | 2 |
| Vsebina paketa..... | 3 |
| Tehnične specifikacije..... | 3 |
| Opis naprave..... | 4 |
| Namestitev in montaža..... | 5 |
| Upravljanje in funkcije..... | 11 |
| Združljivi modeli..... | 13 |
| Pogosta vprašanja o odpravljanju težav..... | 28 |

Varnostna navodila in opozorila



Pred uporabo naprave preberite navodila za uporabo.



Upoštevajte varnostna navodila v tem priročniku.

Družba EMOS spol. s r.o. izjavlja, da so izdelki H5111 skladni z bistvenimi zahtevami in drugimi ustreznimi določbami direktiv. Oprema se lahko prosto uporablja v EU.


Izjava o skladnosti je na voljo na spletni strani <http://www.emos.eu/download>.

Oprema se lahko uporablja na podlagi splošnega dovoljenja št. VO-R/10/07.2021-8 s spremembami.



Vsebina paketa

Preklopni modul
Priročnik Magnetni
senzor



Tehnične specifikacije


Napajanje: AC 100-240 V 50/60 Hz

Dimenzije: 40 × 40 × 18 mm

Neto teža: 30 g

Aplikacija: EMOS GoSmart za Android in iOS

Komunikacijski protokol: Wi-Fi IEEE 802.11b/g/n
2,412 GHz-2,484 GHz

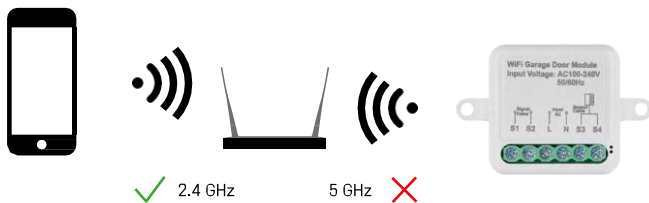


Opis naprave

- 1 - Gumb RESET
- 2 - Odprtine za montažo
- 3 - Električna shema ustreznega modula
- 4 - LED lučka stanja
 - utripa modro - naprava je v načinu seznanjanja / je odklopljena iz omrežja
 - Osvetljeno modro - naprava je v načinu delovanja
- 5 - Terminalski blok za priključitev kablov
- 6 - Magnetni senzor


Obvestilo

Priporočamo, da modul pametne garaže namesti oseba, ki se spozna na električno napeljavo. Slabo izvedena namestitvev lahko povzroči nevarnost električnega udara. Za varno in pravilno delovanje skrbno upoštevajte naslednja navodila in upoštevajte največje obremenitve opreme, navedene spodaj.



Modul podpira samo 2,4 GHz Wi-Fi (ne podpira 5 GHz).

Namestitev in montaža

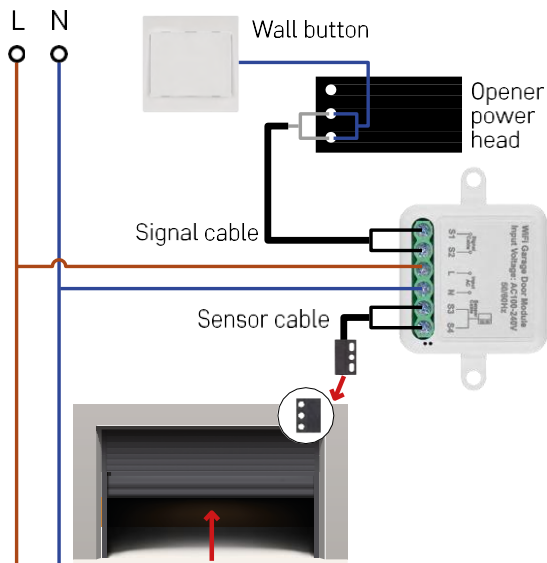


Priključeni modul postavite v namestitveno škatlo pod stikalom. Zaradi možnosti pritrditve lahko modul namestite tudi na različna druga mesta (npr. pod mavčno ploščo, v strop ...).

Zaradi funkcionalnih in varnostnih razlogov je nujno, da so vsi kabli, povezani s tem modulom, na koncu odrezani z dolžino 7 mm.



Shema ožičenja




Povezava je odvisna od možnosti garaže in garažnega odpiralnika. Najprej preverite združljivost garažnega modula z odpiralnikom. Če že imate nameščen fizični odpiralnik vrat, bo modul združljiv. Če gumba nimate, morate v priročniku za odpiranje poiskati vhodna vrata za gumb in nanje priključiti modul.

Preverjanje združljivosti

Preverite, ali je vaš garažni odpiralnik naveden v tabeli "Združljivi modeli" na koncu tega dokumenta. Če ne, sledite spodnjemu postopku:

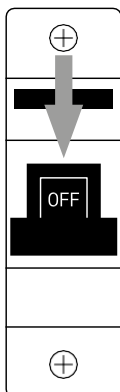
1. Odpiralniki garažnih vrat z rumenim ali vijoličnim gumbom "Naučite se" verjetno ne bodo delovali. Odpiralniki s to funkcijo so običajno omejeni na odpiranje z daljinskim upravljalnikom in ne z zunanjim gumbom.



2. V navodilih/shemi garažnega odpiralnika poiščite sponki za priključitev klasičnega stikala in poskusite skrajšati signal med tema dvema sponkama. Če se garažna vrata odprejo, je modul združljiv s tem odpiralnikom.



Namestitev modula



1. Izklopite napajanje modula in garažnega odpiralnika.
2. Žice LN priključite na ustrezne nožice (L,N)
3. Povežite žice med garažnim odpiralnikom in terminalom modula.

Namestitev magnetnega senzorja

Kabel magnetnega senzorja je dolg 5 metrov, zato mora biti senzor nameščen v tem območju. Senzor deluje po preprostem načelu: zazna, ali sta polovici magneta v stiku. Tako lahko modul zazna, ali so garažna vrata odprta ali zaprta. Lokacija senzorja je zato odvisna od specifične postavitve in prostora, ki je na voljo v garaži. Magnet je mogoče namestiti na različne površine, kot so stene, nosilci vrat ali konstrukcijski elementi.

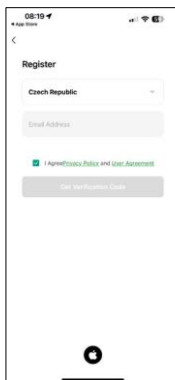

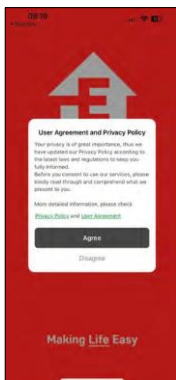
Kabel senzorja priključite na ustrezne sponke na modulu (S3, S4).

Združevanje z aplikacijo

Namestitev aplikacije EMOS GoSmart



- Aplikacija je na voljo za Android in iOS v storitvah Google play in App Store.
- Če želite prenesti aplikacijo, poskenirajte kodo QR.

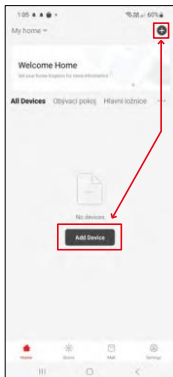


Odprite aplikacijo EMOS GoSmart in potrdite pravilnik o zasebnosti ter kliknite Strinjam se. Izberite možnost registracije.

Vnesite ime veljavnega e-poštnega naslova in izberite geslo.


Potrdite svoje soglasje s pravilnikom o zasebnosti. Izberite možnost Registracija.

Združevanje z aplikacijo



Izberite Dodaj napravo.

Izberite kategorijo izdelkov GoSmart in izberite modul pametne garaže.



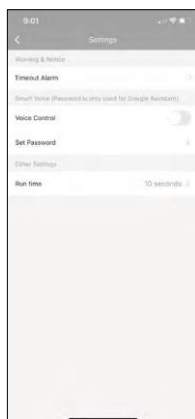
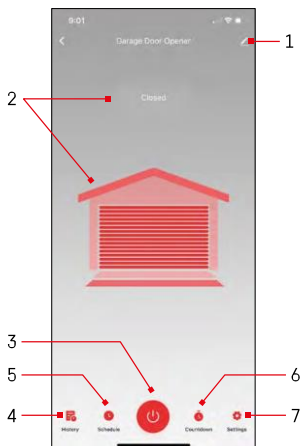
Ponastavite modul tako, da 5 sekund držite gumb RESET in preverite, ali LED utripa. Izvede se samodejno iskanje naprave.

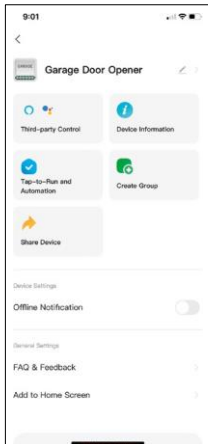
Po uspešnem seznanjanju aplikacija prikaže potrditveni zaslon. Z ikono svinčnika poimenujte modul v skladu s svojimi potrebami.

Upravljanje in funkcije

Ikone in indikatorji

- 1 - Nastavitve razširitve
(Podrobneje opisano v naslednjem poglavju)
- 2 - Prikaz trenutnega stanja
(odprto/zaprto)
- 3 - Gumb za upravljanje
- 4 - Zapis
- 5 - Načrtovanje
- 6 - Časomer
- 7 - Nastavitve
(Nastavitev gesla za pomočnika Google in čas potovanja skozi vrata)





Opis nastavitev razširitve

- Upravljanje s tretjimi osebami - nastavitve Alexa in Google Assistant
- Informacije o napravi - osnovne informacije o napravi in njenem lastniku
- Tap-to-Run in avtomatizacija - Oglejte si prizore in avtomatizacije, dodeljene napravi. Ustvarjanje prizorov je mogoče neposredno v glavnem meniju aplikacije v razdelku "Scene".
- Ustvari skupino - Ustvarjanje skupin naprav
- Skupna raba naprave - upravljanje naprave lahko delite z drugim uporabnikom
- Obvestilo o stanju brez povezave - da bi se izognili stalnim opomnikom, bo poslano obvestilo, če bo naprava ostala brez povezave več kot 30 minut.
- Pogosta vprašanja in povratne informacije - Oglejte si najpogostejša vprašanja in njihove rešitve ter možnost, da nam neposredno pošljete vprašanje/predlog/povratno informacijo.
- Dodaj na začetni zaslon - Dodajte ikono na začetni zaslon telefona. S tem korakom vam ni treba vsakič odpirati naprave prek aplikacije, temveč samo neposredno kliknite na to dodano ikono in ta vas bo popeljala naravnost v modul.

Združljivi modeli

| Manufacturer | Model |
|--------------|----------------|
| 4Ddoors | GA103 |
| AERF | DUAL 2H4 MN |
| AERF | POWER 1R0 |
| AHOUSE | EM SWING GATE |
| AHOUSE | RAM 100 |
| Aiphone | J0-1FD |
| ALEKO | 13XX |
| ALEKO | 22XX |
| ALEKO | AC1400 |
| ALEKO | AR1400 |
| ALEKO | AR900 |
| ALEKO | AS 1300 |
| ALEKO | AS 450 |
| ALEKO | AS 650 |
| ALEKO | AS 900 |
| ALEKO | GateGuard 1300 |
| ALEKO | GateGuard 1700 |
| ALEKO | GateGuard 450 |
| ALEKO | GateGuard 650 |
| ALEKO | GateGuard 850 |
| ALEKO | GateGuard 900 |
| ALL-O-MATIC | SL-100 |
| ALL-O-MATIC | SL-100DC |
| ALL-O-MATIC | SL-150 |
| ALL-O-MATIC | SL-150DC |
| ALL-O-MATIC | SL-150DC-50 |
| ALL-O-MATIC | SL-45DC |
| ALL-O-MATIC | SL-90DC |
| ALL-O-MATIC | SW-300 |
| ALL-O-MATIC | SW-350 |
| ALL-O-MATIC | TORO 24 |
| ALLMATIC | AV |
| ALLMATIC | AV1 |
| ALLSTAR | 3000 |
| ALLSTAR | 3500 |
| ALLSTAR | 3500-P |
| ALLSTAR | 6000 |
| ALLSTAR | 6500 |
| ALLSTAR | 6500-P |
| ALLSTAR | AC9000 Series |
| ALLSTAR | (IA(Type II)) |
| ALLSTAR | J3500 |
| ALLSTAR | J6500 |
| ALLSTAR | GS4000 |
| ALLSTAR | MVP |
| Alulux | Benny 3.0 |

| Manufacturer | Model |
|----------------------|-----------------------------------|
| Alutech | Levigato (LG Series) |
| Ansa | RS-1 |
| Ansa | Thermaglidle |
| APC | CB-SGX12 |
| APC | CBSW-24 |
| APERTO | 550L |
| APERTO | 868L |
| APERTO | 868 LX |
| APERTO | Baseline+ |
| Apollo | 1050 |
| Apollo | 1500 |
| Apollo | 1550ETL |
| Apollo | 1650 |
| Apollo | 1650ETL |
| Apollo | 3500ETL |
| Apollo | 3600ETL |
| Apollo | 633 Control Board |
| Apollo | 634 Control Board |
| Apollo | 635 |
| Apollo | 636 |
| Apollo | 7000ETL |
| Apollo | 835 |
| Apollo | 836 |
| Aprimatic | ALZO 55 with Control board T230 |
| Aprimatic | EM51 with control board T3EC-T3SC |
| ASA | asa300 |
| ASA | asa400 |
| ASA | K50 Control Board |
| Assa Abloy | 840C-50 |
| Assa Abloy | 841C-35 |
| Assa Abloy | 841C-50 |
| Assa Abloy | 850C-50 |
| Assa Abloy | 851C-35 |
| Assa Abloy | 851C-50 |
| Auto-Over | DC850 |
| Automat Easy | SCOR 800 |
| Automatic Remote | PY500AC |
| Automatic Technology | DCB-05 |
| Automatic Technology | DCB-05V2 |
| Automatic Technology | GDO-11v1 Ero |
| Automatic Technology | GDO-11v3 |
| Automatic Technology | GDO-2 |
| Automatic Technology | GDO-2v6 |
| Automatic Technology | GDO-2v7 |

| Manufacturer | Model |
|----------------------|-----------------------------------|
| Automatic Technology | GDO-4 |
| Automatic Technology | GDO-6 |
| Automatic Technology | GDO-6v2 |
| Automatic Technology | GDO-6v3 |
| Automatic Technology | GDO-6v4 |
| Automatic Technology | GDO-7v2 |
| Automatic Technology | GDO-8 |
| Automatic Technology | GDO-8v3 |
| Automatic Technology | GDO-9 |
| Automatic Technology | GDO-9 Dynamo |
| Automatic Technology | GDO-9v2 |
| Automatic Technology | GDO-9v2 Gen2 |
| Automatic Technology | NES-24v1 |
| Automatic Technology | NES-24v3 NeoSlider |
| Automatic Technology | Securalift |
| Automatic Technology | SG01v3 |
| AVANTI | Garage Door |
| AVANTI | SD0-21 |
| AVANTI | T-Series |
| AVANTI | T-Series-v3 |
| AVIDSEN | 1600 |
| AVIDSEN | 350 |
| AVIDSEN | Anthea |
| AVIDSEN | EVER212 |
| AVIDSEN | Styrka |
| B&D | CAD4 |
| B&D | CADP-Diamond series (older model) |
| B&D | Control-A-Door Diamond PD |
| B&D | Control-A-Door P Diamond |
| B&D | Control-A-Door S |
| B&D | Firmamatic |
| B&D | MPC-2 |
| B&D | ROD-1v2PD |
| B&D | ROD-1v4 |
| B&D | Roll-A-Pro |
| B&D | SD0-1v2 P |
| B&D | SD0-2v2 |
| B&D | SD0-2v2 ADV |
| B&D | SD0-3V1 CADS |
| B&D | SD0-3V2 CADS |
| B&D | SD0-4v1 |
| B&D | Tilt-A-Matic |
| B&D | TRG-306 |
| Baisheng | PKD2.3K |
| BENINCA | BRAINY 230 |
| BENINCA | BRAINY 24 |
| BENINCA | BULL10 |

| Manufacturer | Model |
|--------------|---------------------------------|
| BENINCA | BULL 424 |
| BENINCA | BULL 5M |
| BENINCA | BULL 80M |
| BENINCA | CP.B1024ESA |
| BENINCA | CP.B24ESA |
| BENINCA | CP.BULL-RI Control unit |
| BENINCA | CP.C0RE |
| BENINCA | CP.J4 ESA |
| BENINCA | CP_J3 Control Unit |
| BENINCA | DA.93AM |
| BENINCA | DU350 |
| BENINCA | Heady |
| BENINCA | JM3 |
| BENINCA | JM3 ESA |
| BENINCA | MS4 |
| BENINCA | THINK Control Unit |
| BENINCA | JM4 |
| BENINCA | MS4 |
| BERNAL | S 101-60 |
| BERNAL | S 101-80 |
| BERNAL | G402-120 |
| BERNAL | Rallye C |
| Berner | GA203 |
| Berner | GA70 |
| Berner | GA80 |
| BFT | Alcor N |
| BFT | Argo |
| BFT | ARIES |
| BFT | ARIES P |
| BFT | Botticelli |
| BFT | Deimos |
| BFT | DEIMOS ULTRABT A 600 |
| BFT | DeimosBT |
| BFT | DEIMOSBT A 400 |
| BFT | DEIMOSBT A 600 |
| BFT | DEIMOS ULTRABT A400 |
| BFT | ECOSOL |
| BFT | ELBA BU |
| BFT | ELI250BT |
| BFT | EOS |
| BFT | EOS 120 |
| BFT | I GEABT(Thalia P Control Panel) |
| BFT | KustosUltraBTA |
| BFT | Icaro(Leo-D-Ma control panel) |
| SFT | LEO B CBB3 120 F04 |
| SFT | LEO B CBB3 230 L04 |
| SFT | LEO B CBB3 120 F02 |
| BFT | LEO B CBB3 230 L02 |

| Manufacturer | Model |
|--------------|---------------------|
| BFT | LIBRA-UL-R |
| BFT | Phobos BT and NT NL |
| BFT | Phobos N L BT |
| BFT | Rigel4 |
| BFT | Rigel5 |
| BFT | Tir 20 |
| BFT | Tir 60 |
| BFT | VIRGO |
| BFT | ZARA BTL2 |
| Biltek | sl600acl |
| BOSH | Profilift |
| BOSS | bol5 |
| BOSS | bol6 |
| BOSS | B0L4 |
| BOSS | FORZA |
| BYAN | G2M Control Board |
| BYOU | BEAUTY |
| CAB | DUMPER 10 |
| CAB | DUMPER 7 |
| CAME | BK1200 |
| CAME | BK1800 |
| CAME | BK2200 |
| CAME | BK800 |
| CAME | BKE1200 |
| CAME | BKE1800 |
| CAME | BKE2200 |
| CAME | BX241 |
| CAME | BX243 |
| CAME | ZA3N |
| CAME | ZA4 |
| CAME | ZL-J24 |
| CAME | ZM3E |
| CAME | ZM3EC |
| CARDALE | DC650N |
| CARDALE | DC650T |
| CARDALE | DC685 |
| CARDIN | sl324ebsb |
| Centurion | Avanti |
| Centurion | D2 Turbo |
| Centurion | D5 EVO |
| Challenger | CH-1000 |
| Chamberlain | 1270 |
| Chamberlain | 1280 |
| Chamberlain | 1280R |
| Chamberlain | 1345M |
| Chamberlain | 1346M |
| Chamberlain | 1355M |
| Chamberlain | 1356M |

| Manufacturer | Model |
|--------------|---------------------|
| Chamberlain | 2110 |
| Chamberlain | 2200C |
| Chamberlain | 2220 |
| Chamberlain | 2220-267 |
| Chamberlain | 2265 |
| Chamberlain | 2265-267 |
| Chamberlain | 248730 |
| Chamberlain | 248735S |
| Chamberlain | 248739 |
| Chamberlain | 248754 |
| Chamberlain | 2500B |
| Chamberlain | 2595 |
| Chamberlain | 3245 |
| Chamberlain | 3245CM |
| Chamberlain | 3245M |
| Chamberlain | 3255 |
| Chamberlain | 3255-2CM |
| Chamberlain | 3255-2 |
| Chamberlain | 3255-2M |
| Chamberlain | 3255CM |
| Chamberlain | 3255M |
| Chamberlain | 3265CM |
| Chamberlain | 3265CM-267 |
| Chamberlain | 3280 |
| Chamberlain | 3280-267 |
| Chamberlain | 3575 |
| Chamberlain | 3595S |
| Chamberlain | 3850 |
| Chamberlain | 3850-267 |
| Chamberlain | 4200C-2 |
| Chamberlain | 4200C |
| Chamberlain | 7902 |
| Chamberlain | 7902K |
| Chamberlain | 9902 |
| Chamberlain | AccessMaster M3100M |
| Chamberlain | AccessMaster M350M |
| Chamberlain | AccessMaster M385M |
| Chamberlain | B500 |
| Chamberlain | B503 |
| Chamberlain | B510 |
| Chamberlain | B550 |
| Chamberlain | B552 |
| Chamberlain | B970 |
| Chamberlain | C203 |
| Chamberlain | C205 |
| Chamberlain | C400 |
| Chamberlain | C410 |
| Chamberlain | CG40 |

| Manufacturer | Model |
|--------------|-----------------|
| Chamberlain | CG40CDM |
| Chamberlain | CG42CDM |
| Chamberlain | CR600 |
| Chamberlain | CR625EVO |
| Chamberlain | CR675EVO |
| Chamberlain | CS100EVO |
| Chamberlain | CS110MYQ |
| Chamberlain | CS60EVO |
| Chamberlain | HC300-433 |
| Chamberlain | HD200D |
| Chamberlain | HD200DM |
| Chamberlain | HD400D |
| Chamberlain | HD600 |
| Chamberlain | HD950WF |
| Chamberlain | LM60XX |
| Chamberlain | LM80XX |
| Chamberlain | LW1000WF |
| Chamberlain | LW2000 |
| Chamberlain | LW260C |
| Chamberlain | LW3000 |
| Chamberlain | LW9000WF |
| Chamberlain | M385 |
| Chamberlain | M385M |
| Chamberlain | Miracle-ONE |
| Chamberlain | MJ -MH-HMJ |
| Chamberlain | ML 1000EV |
| Chamberlain | ML 510EV |
| Chamberlain | ML2000 |
| Chamberlain | ML700EV |
| Chamberlain | Motorlift 5500 |
| Chamberlain | Motorlift 1000 |
| Chamberlain | Motorlift 2000 |
| Chamberlain | Motorlift 4000 |
| Chamberlain | Motorlift 5000 |
| Chamberlain | Motorlift 700 |
| Chamberlain | Motorlift ML500 |
| Chamberlain | Motorlift ML510 |
| Chamberlain | Motorlift ML700 |
| Chamberlain | MotorLift ML750 |
| Chamberlain | MotorLift ML850 |
| Chamberlain | MSLDCBB3 |
| Chamberlain | MSWDCBB |
| Chamberlain | PD210 |
| Chamberlain | PD212D |
| Chamberlain | PD300 |
| Chamberlain | PD610D |
| Chamberlain | PD612D |
| Chamberlain | PD752KDS |

| Manufacturer | Model |
|--------------|----------------------|
| Chamberlain | PD758DS |
| Chamberlain | PD758KDS |
| Chamberlain | Robo Swing R900 |
| Chamberlain | Sentex Crown Jewel |
| Chamberlain | The Robo slide |
| Chamberlain | TPD10-05 |
| Chamberlain | WD822KD |
| Chamberlain | WD832KD |
| Chamberlain | WD832KEV |
| Chamberlain | WD832KEVG |
| Chamberlain | Whisper Drive HD601 |
| Chamberlain | Whisper Drive 24873 |
| Chamberlain | Whisper Drive 24873 |
| Chamberlain | Whisper Drive 24875 |
| Chamberlain | Whisper Drive 45995 |
| Chamberlain | Whisper Drive 54744 |
| Chamberlain | Whisper Drive 940CD |
| Chamberlain | Whisper Drive HD600 |
| Chamberlain | Whisper Drive HDB00D |
| Chamberlain | Whisper Drive Plus |
| Chamberlain | Whisper Drive WD82 |
| Chamberlain | Whisper Drive HD900D |
| Chamberlain | Whisper Drive WD83 |
| Chamberlain | Whisper Drive 8200 |
| Chamberlain | Whisper Drive 9200 |
| Chamberlain | PowerDrive HD200D |
| Chamberlain | PowerDrive HD400D |
| Chamberlain | PowerDrive LW2000 |
| Chamberlain | PowerDrive LW3000 |
| Chamberlain | PowerDrive PD210 |
| Chamberlain | PowerDrive PD212D |
| Chamberlain | PowerDrive PD610D |
| Chamberlain | PowerDrive PD612D |
| Chamberlain | PowerDrive PD752D |
| Chamberlain | PowerDrive PD752KLD |
| Comfort | 260 |
| Comfort | 270 |
| Comfort | 280 |
| Commmax | DP-2HP |
| CRAFTSMAN | 13953918D |
| CRAFTSMAN | 139-53985 |
| CRAFTSMAN | 139.18076 |
| CRAFTSMAN | 139.18086 |
| CRAFTSMAN | 139.18096 |
| CRAFTSMAN | 139.18458D |
| CRAFTSMAN | 139.18585D |
| CRAFTSMAN | 139.18586D |
| CRAFTSMAN | 139.18675 |

| Manufacturer | Model |
|--------------|---------------|
| CRAFTSMAN | 139.18676 |
| CRAFTSMAN | 139.18686 |
| CRAFTSMAN | 139.18696 |
| CRAFTSMAN | 139.18803 |
| CRAFTSMAN | 139.18805 |
| CRAFTSMAN | 139.18814 |
| CRAFTSMAN | 139.18830 |
| CRAFTSMAN | 139.18850 |
| CRAFTSMAN | 139.18851 |
| CRAFTSMAN | 139.18865 |
| CRAFTSMAN | 139.18866 |
| CRAFTSMAN | 139.18875 |
| CRAFTSMAN | 139.18876 |
| CRAFTSMAN | 139.18975 |
| CRAFTSMAN | 139.53638SRT |
| CRAFTSMAN | 139.53662SRT |
| CRAFTSMAN | 139.53675SRT |
| CRAFTSMAN | 139.53681B |
| CRAFTSMAN | 139.53910 |
| CRAFTSMAN | 139.53910D |
| CRAFTSMAN | 139.53914 |
| CRAFTSMAN | 139.53919D |
| CRAFTSMAN | 139.53920D |
| CRAFTSMAN | 139.53924 |
| CRAFTSMAN | 139.53954 |
| CRAFTSMAN | 139.53961 |
| CRAFTSMAN | 139.53961SRT |
| CRAFTSMAN | 139.53962SRT1 |
| CRAFTSMAN | 139.53964SRT |
| CRAFTSMAN | 139.53974 |
| CRAFTSMAN | 139.53990 |
| CRAFTSMAN | 139.53990D |
| CRAFTSMAN | 139.53992 |
| CRAFTSMAN | 139.53992D |
| CRAFTSMAN | 139.54915 |
| CRAFTSMAN | 139.54918 |
| CRAFTSMAN | 139.54931 |
| CRAFTSMAN | 139.54985 |
| CRAFTSMAN | 139.54990 |
| CRAFTSMAN | 139.653000 |
| CRAFTSMAN | 13918054 |
| CRAFTSMAN | 13918056 |
| CRAFTSMAN | 13918058 |
| CRAFTSMAN | 13918059 |
| CRAFTSMAN | 13918060 |
| CRAFTSMAN | 13918405D |
| CRAFTSMAN | 13918451D |
| CRAFTSMAN | 13918452D |

| Manufacturer | Model |
|--------------|----------------|
| CRAFTSMAN | 13918458DM |
| CRAFTSMAN | 13918463D |
| CRAFTSMAN | 13918470D |
| CRAFTSMAN | 13918473D |
| CRAFTSMAN | 13918489D |
| CRAFTSMAN | 13918555 |
| CRAFTSMAN | 13918654 |
| CRAFTSMAN | 13918656 |
| CRAFTSMAN | 13918658 |
| CRAFTSMAN | 13918659 |
| CRAFTSMAN | 13918660 |
| CRAFTSMAN | 13918673 |
| CRAFTSMAN | 13918674 |
| CRAFTSMAN | 13918887 |
| CRAFTSMAN | 13918897 |
| CRAFTSMAN | 13918973 |
| CRAFTSMAN | 13918974 |
| CRAFTSMAN | 13953315SR |
| CRAFTSMAN | 13953335SRT3 |
| CRAFTSMAN | 13953415SR |
| CRAFTSMAN | 13953627SRT |
| CRAFTSMAN | 13953535SRT1 |
| CRAFTSMAN | 1395353834SRT3 |
| CRAFTSMAN | 13953615SR |
| CRAFTSMAN | 13953627SRT |
| CRAFTSMAN | 13953628SRT |
| CRAFTSMAN | 13953636SRT |
| CRAFTSMAN | 13953640SRT |
| CRAFTSMAN | 13953641SRT |
| CRAFTSMAN | 13953644SRT |
| CRAFTSMAN | 13953645SRT3 |
| CRAFTSMAN | 13953646SRT2 |
| CRAFTSMAN | 13953647SRT1 |
| CRAFTSMAN | 1395364812 |
| CRAFTSMAN | 13953648SRT2 |
| CRAFTSMAN | 13953650SRT |
| CRAFTSMAN | 13953660SRT1 |
| CRAFTSMAN | 13953661SRT3 |
| CRAFTSMAN | 13953662SRT2 |
| CRAFTSMAN | 13953670SRT1 |
| CRAFTSMAN | 13953671SRT3 |
| CRAFTSMAN | 13953672SRT3 |
| CRAFTSMAN | 13953673SRT3 |
| CRAFTSMAN | 13953674SRT3 |
| CRAFTSMAN | 13953675SRT2 |
| CRAFTSMAN | 13953677SRT3 |
| CRAFTSMAN | 13953699SR |
| CRAFTSMAN | 13953834SRT3 |

| Manufacturer | Model |
|--------------|------------------------------------|
| CRAFTSMAN | 139S3901DM |
| CRAFTSMAN | 139S3903DM |
| CRAFTSMAN | 139S3905DM |
| CRAFTSMAN | 139S3915D |
| CRAFTSMAN | 139S3916D |
| CRAFTSMAN | 139S3918D |
| CRAFTSMAN | 139S3918D |
| CRAFTSMAN | 139S3930D |
| CRAFTSMAN | 139S3930DM |
| CRAFTSMAN | 139S3961 |
| CRAFTSMAN | 139S3961SRT |
| CRAFTSMAN | 139S3962SRT |
| CRAFTSMAN | 139S3962SRT |
| CRAFTSMAN | 139S3963SRT |
| CRAFTSMAN | 139S3964SRT |
| CRAFTSMAN | 139S3974 |
| CRAFTSMAN | 139S3974SRT |
| CRAFTSMAN | 139S3975SRT |
| CRAFTSMAN | 139S3975SRT |
| CRAFTSMAN | 139S3976 |
| CRAFTSMAN | 139S3976SRT |
| CRAFTSMAN | 139S3977SRT |
| CRAFTSMAN | 139S3978 |
| CRAFTSMAN | 139S3978SRT |
| CRAFTSMAN | 139S3978SRT1 |
| CRAFTSMAN | 139S3982SRT |
| CRAFTSMAN | 139S398511 |
| CRAFTSMAN | 139S3985DM |
| CRAFTSMAN | 139S3990D |
| CRAFTSMAN | 139S3993D |
| CRAFTSMAN | 139S3995SRT |
| CRAFTSMAN | 139S4930 |
| CRAFTSMAN | 20057933 |
| CRAFTSMAN | 75th Anniversary Model139.53991 |
| CRAWFORD | Ultra Excellent |
| CRAWFORD | Ultra S |
| CRAWFORD | ECS 930A |
| CRAWFORD | ECS 940A |
| CRAWFORD | ECS 950 |
| CRAWFORD | Magic 1000 |
| CRAWFORD | Magic 600 |
| CRAWFORD | Ultra |
| DASPI | MAX |
| Davidsen | Portautomatik N600-240 |
| DC MOTO | GFM925AL |
| DEA | 203RR-Control Panel- |
| DEA | 212E-Control Panel- |

| Manufacturer | Model |
|--------------|---------------------------------------|
| DIMOEL | Corredera 400 |
| DIMOEL | Kit NewROTOR |
| Diplomat | CD550 |
| DITEC | CROSS3E |
| DITEC | CS12E |
| DITEC | CS12M (for NEOS) |
| DITEC | D2H |
| DITEC | E1(for 230V AC Motors) |
| DITEC | E1A (for 230V AC Motors) |
| DITEC | E1A(forCROSS) |
| DITEC | E1A(forDod) |
| DITEC | E1HBOX |
| DITEC | E1T(forCROSS30) |
| DITEC | E1T(forDod) |
| DITEC | E2(forCUBIC) |
| DITEC | E2H Control Board |
| DITEC | EL31R(forQik) |
| DITEC | E134(forQik) |
| DITEC | Entrematic E1T (for 400V Motors) |
| DITEC | Entrematic E2 (for 230V AC Motors) |
| DITEC | GL0SE |
| DITEC | ION |
| DITEC | LCU30H (for 24V DC Motors) |
| DITEC | LCU30H (for ARC) |
| DITEC | LCU30H (for Facil) |
| DITEC | LCU30H (for PWR) |
| DITEC | LCU40H (for 24V DC Motors) |
| DITEC | LCU40H (for ARC) |
| DITEC | LCU40H (for CUBIC) |
| DITEC | LCU40H (for Dor) |
| DITEC | LCU40H (for Facil) |
| DITEC | LCU40H (for PWRJ) |
| DITEC | LOGIC M (for CROSS) |
| DITEC | LOGIC M (for CUBIC) |
| DITEC | LOGICM (for 230V AC Motors) |
| DITEC | NEOS |
| DITEC | NEOS+ |
| DITEC | obbi 3bh |
| DITEC | TOP603H |
| DITEC | TOP903H |
| DITEC | VIVAH |
| DITEC | VIVAHJ |
| DMIL | EVOLUTION |
| Dominator | GDO-11v1 |
| Dominator | GDO11v3 |
| DOORHAN | SE-500 |

| Manufacturer | Model |
|--------------|----------------------------|
| DOORHAN | SE-500PRO |
| DOORHAN | SE-DIY-500 |
| DoorKing | 1150 |
| DoorKing | 1503 |
| DoorKing | 1504 |
| DoorKing | 1802 Access Plus |
| DoorKing | 1808 Access Plus |
| DoorKing | 1810 Access Plus |
| DoorKing | 1812 Access Plus |
| DoorKing | 605 |
| DoorKing | 610 |
| DoorKing | 6524 |
| DoorKing | 9024 |
| DoorKing | 9100 |
| DoorKing | 9150 |
| DoorKing | 9200 (Series) |
| DoorKing | CONTROL BOX:6001-6003-6400 |
| DoorKing | DK4502 |
| DoorKing | DKS9150 |
| DoorKing | DKS6500 |
| DoorKing | DKS 6050 |
| DoorKing | DKS 6100 |
| DoorKing | DKS 9050 |
| DoorKing | DKS9310 |
| Doorworks | 1200N |
| Doorworks | 800N |
| Doorworks | RD2 |
| DORENE | DR 3020 |
| DORENE | DR 3020HX |
| DORENE | DRT 3520 |
| DorGo | 800 |
| DOWNEE | NET230N |
| DTS | DTS 600 |
| DTS | DTS 800 |
| Ducati | EVO 700FC |
| Ducati | EVO 700T |
| Ducati | HC619 Solar |
| Ducati | HC812-300 |
| Ducati | EVO 700 |
| E.T. SYSTEMS | DC BLUE ADVANCED |
| E.T. SYSTEMS | DC Blue Digital |
| E8 | E8-300 |
| EAGLE | 100 Series |
| EAGLE | 1000 |
| EAGLE | 200 Series |
| EAGLE | 2000 |
| EAGLE | E7 |
| EAGLE | Eagle-1 |

| Manufacturer | Model |
|------------------|--------------------------------|
| Eco Garage Doors | FS 1000 |
| EL SEMA | Eclipse MC |
| ELBE | 909A |
| ELBE | 909B |
| ELITE | CSW-200 Series |
| ELITE | Miracle 1-MS |
| ELITE | Roboslide |
| ELITE | SL-3000-UI |
| ELLARD | Athena |
| EntranceDynamics | EDSL4S0 |
| Entrematic | 230V AC Motors (E1) |
| Entrematic | Dod (E1A) |
| Entrematic | NE0S+ (CS12E) |
| Entrematic | 30v AC Motors (E1A) |
| Entrematic | 230V AC Motors (Entrematic E2) |
| Entrematic | 230V AC Motors (LOGICM) |
| Entrematic | 230V AC Motors (LOGICM) |
| Entrematic | 24V DC Motors (LCU30H) |
| Entrematic | 24V DC Motors (ICU40H) |
| Entrematic | 400V Motors (Entrematic EIT) |
| Entrematic | Akku Plus |
| Entrematic | ARC (LCU30H) |
| Entrematic | ARC (ICU40H) |
| Entrematic | CROSS(E1A) |
| Entrematic | CROSS {LOGICM} |
| Entrematic | CROSS 30 (E1T) |
| Entrematic | CROSS 3E |
| Entrematic | CUBJC (E2) |
| Entrematic | CUBIC (LCU40H) |
| Entrematic | CUBIC (LOGICM) |
| Entrematic | D2H |
| Entrematic | Dod(E1T) |
| Entrematic | Dor (LCU40H) |
| Entrematic | E1HBOX |
| Entrematic | E2H Control Board |
| Entrematic | Elegance 2500 (Control X50) |
| Entrematic | Elegance 2500 (Control X51) |
| Entrematic | Elegance 4000 (Control X50) |
| Entrematic | Elegance 4000 (Control X51) |
| Entrematic | Elegant 200 |
| Entrematic | Elegant 400 (Control VD003) |
| Entrematic | EVO400 |
| Entrematic | EVO 600 |
| Entrematic | EVO 800 |
| Entrematic | Facil (LCU30H) |
| Entrematic | Facil (LCU40H) |
| Entrematic | GLOBE |
| Entrematic | ION |

| Manufacturer | Model |
|--------------|---------------------------|
| Entrematic | LEVO 3000 |
| Entrematic | LEVO4000 |
| Entrematic | MAGIC 1000 |
| Entrematic | MAGIC 600 |
| Entrematic | Mono |
| Entrematic | NEOS {CS12E} |
| Entrematic | NEOS (CS12M) |
| Entrematic | NEOS+ (CS12M) |
| Entrematic | Noblese 400 (Control X80) |
| Entrematic | Noblese 400 (Control X81) |
| Entrematic | Noblese 800 (Control X80) |
| Entrematic | Noblese 800 (Control X81) |
| Entrematic | obbi 3bh |
| Entrematic | Perfekt |
| Entrematic | PWR (LCU30H) |
| Entrematic | PWR (LCU40H) |
| Entrematic | Qik(EL31R) |
| Entrematic | Qik(EL34) |
| Entrematic | TOP603H |
| Entrematic | TOP903H |
| Entrematic | ULTRA |
| Entrematic | ULTRA Excellent |
| Entrematic | Ultra S |
| Entrematic | Universal 400 |
| Entrematic | VIVAH |
| Entrematic | VIVAHJ |
| Entrematic | WS 1000 (control VD003) |
| Entrematic | WS 350 (control VD003) |
| Entrematic | WS 600 (control VD003) |
| ERREKA | KM400 |
| ESTATE SWING | E-S1100 |
| ESTATE SWING | E-S 1102 |
| ESTATE SWING | E-S 1600 |
| ESTATE SWING | E-S 1602 |
| ETDOOR | ET-1000E |
| ETDOOR | ET-600E |
| ETDOOR | ET-800E |
| EUROMATIC | LEVER 400 |
| EUROMATIC | Control Board IDEA 8-R |
| EVOLGY | EVOSLIDE 5000 |
| FAAC | 400 |
| FAAC | 401MP |
| FAAC | 414P |
| FAAC | 450MPS |
| FAAC | 455D |
| FAAC | 624BLD |
| FAAC | 740 |
| FAAC | 741 |

| Manufacturer | Model |
|----------------------------------|----------------------------|
| FAAC | C720 |
| FAAC | E024S |
| FAAC | E600 |
| FAAC | S800H (E024U Control Unit) |
| FADINI | COMBI 740 |
| FAS | SLIDECH300BBUP |
| Force | fs1000 |
| FOREMATIC | F350 |
| FOREMATIC | F360 |
| FORESSE | F-350G |
| FORESSE | F-350M |
| FORZA | 1000 |
| Garador | GaraMatic 10 |
| Garador | GaraMatic 20 |
| GARAGA | CarGO 500e |
| GARAGA | CarGO 700e |
| GARDALE | DC-650n |
| GAREN | Centrat G3 |
| GATEKEEPER | YG-5602 |
| GDS | 450 LI |
| GDS | 630 LI Range |
| GDS | 800 |
| GELB | ECU-1M03 |
| Generic 3 Button Commercial Door | 3 Button Commercial Door |
| GENESIS | 3055 |
| GENESIS | 725 |
| GENESIS | 750 |
| GENESIS | 777 |
| GENIE | PowerMax (all models) |
| GENIE | Exceleator(all models) |
| GENIE | ChainMax (all models) |
| GENIE | StealthDrive (all models) |
| GENIE | QuietLift (all models) |
| GENIE | StealthLift (all models) |
| GENIE | Chain Drive (all models) |
| GENIE | Powerlift (all models) |
| GENIE | Ataddin |
| GENIE | BELT DRIVE |
| GENIE | CB1000 |
| GENIE | CB1200 |
| GENIE | Chain Drive 800 |
| GENIE | Chainmax 1000 |
| GENIE | CM7500 |
| GENIE | CM8500 |
| GENIE | CM8600 |
| GENIE | EXCELERATOR |
| GENIE | GCG Series |

| Manufacturer | Model |
|--------------|---------------|
| GENIE | GPower 900 |
| GENIE | GPS-IC Series |
| GENIE | H series |
| GENIE | IntelliG 1000 |
| GENIE | IntelliG 1200 |
| GENIE | IS850 |
| GENIE | ISD 1000 |
| GENIE | MODEL 1022 |
| GENIE | MODEL 1024 |
| GENIE | MODEL 1028 |
| GENIE | MODEL 1035 |
| GENIE | MODEL 1042 |
| GENIE | MODEL 2020L |
| GENIE | MODEL 2022 |
| GENIE | MODEL 2024 |
| GENIE | MODEL 2028 |
| GENIE | MODEL 2033 |
| GENIE | MODEL 2035 |
| GENIE | MODEL 2036 |
| GENIE | MODEL 2040C |
| GENIE | MODEL 2040L |
| GENIE | MODEL 2042 |
| GENIE | MODEL 2053 |
| GENIE | MODEL 2055 |
| GENIE | MODEL 2060 |
| GENIE | MODEL 2560 |
| GENIE | MODEL 2562 |
| GENIE | MODEL 2568 |
| GENIE | MODEL 3033 |
| GENIE | MODEL 3035 |
| GENIE | MODEL 3053 |
| GENIE | MODEL 3053 |
| GENIE | MODEL 3055 |
| GENIE | MODEL 3060 |
| GENIE | MODEL 3062 |
| GENIE | MODEL 3064 |
| GENIE | MODEL 4062 |
| GENIE | MODEL 4064 |
| GENIE | MODEL 5042 |
| GENIE | MODEL 7033 |
| GENIE | MODEL 7035 |
| GENIE | MODEL 7053 |
| GENIE | MODEL 7055 |
| GENIE | MODEL CB1200 |
| GENIE | MODEL SC1200 |
| GENIE | MODEL2040L |
| GENIE | MODEL2053 |
| GENIE | MODEL2562 |

| Manufacturer | Model |
|----------------|------------------------|
| GENIE | MODEL3024 |
| GENIE | PCG Series |
| GENIE | PMX-IC B Series |
| GENIE | PowerLift 900 |
| GENIE | PowerMax1200 |
| GENIE | PowerMax1500 |
| GENIE | PRO MAX |
| GENIE | PRO STEALTH |
| GENIE | ReliaG 650 |
| GENIE | ReliaG 850 |
| GENIE | SC1200 |
| GENIE | SC1500 |
| GENIE | ScrewDrive |
| GENIE | SD8000 |
| GENIE | SD9000 |
| GENIE | SD9500 |
| GENIE | Series H |
| GENIE | Series IC |
| GENIE | Series IS |
| GENIE | Series ISL |
| GENIE | SilentMax 750 |
| GENIE | TriloG 1200 |
| GENIE | TriloG 1500 |
| GENIUS | Brain 03 |
| GENIUS | Brain 04 |
| GENIUS | Brain 17 |
| GENIUS | Brain 592 |
| GFA | TS 971 |
| GHOST CONTROLS | DEP2 kit |
| GHOST CONTROLS | DTP1 |
| GHOST CONTROLS | TDS2 |
| GHOST CONTROLS | TSS1XP |
| GIBiDi | PASS 600 REGO |
| GLIDEROL | Glidermatic GTS+ |
| Grand-O-Matic | GM1000 |
| Grand-O-Matic | GM1200 |
| Grand-O-Matic | GM800 |
| Grifco | eDrive +2.0 |
| GSM | i-Gate 20 |
| GTO | 1500 |
| GTO | 25 code Digital Keypad |
| GTO | GP-SW050 |
| GTO | GTO 3000XLS |
| GTO | GTO PRO SW-2000XLS |
| GTO | PRO1000 |
| GTO | SL-1000 |
| GTO | SL-2000 |
| GTO | SW4000XLS |

| Manufacturer | Model |
|---------------------|--------------------------|
| Guardian | 21230L |
| Guardian | 415 |
| Guardian | 600SL |
| Guardian | 615 |
| Guardian | 628 |
| HBopeners | Easyswing |
| Heras | HGD230 |
| Heras | HMD230 |
| Heras | IGD230 |
| Herculift | SD0 V8 |
| Hormann | EcoMatic |
| Hormann | Ecostar B |
| Hormann | EcostarC |
| Hormann | GT090 |
| Hormann | LIFTRONIC 500 |
| Hormann | LIFTRONIC 700 |
| Hormann | LIFTRONIC 800 |
| Hormann | LineaMatic |
| Hormann | Promatic |
| Hormann | Promatic2 |
| Hormann | Promatic3 |
| Hormann | Rollmatic |
| Hormann | Rollmatic (Double Swing) |
| Hormann | Rollmatic (One Door) |
| Hormann | SilentDrive |
| Hormann | Supramatic |
| Hormann | Supramatic 3 |
| Hormann | Supramatic E |
| Hormann | Supramatic E P |
| Hormann | Supramatic E2 |
| Hormann | Supramatic H |
| Hormann | Turbo75 |
| HySecurity | SlideSmart DC 10F |
| HySecurity | SlideSmart DC 15 |
| HySecurity | SlideSmart DCS 10F |
| HySecurity | SlideSmart DCS 15 |
| JANUS INTERNATIONAL | Mini Pantheon |
| Jaytech | CK1200 |
| Jaytech | CK1500 |
| JCM | Keeroll |
| JCM | MAIN-1EU |
| JCM | MAIN-2EU |
| KENNER | KNS 1500 |
| KEY AUTOMATION | 14A |
| KEY AUTOMATION | Star 300 |
| KEY AUTOMATION | Star 500 |
| KIBY | 1000 |
| KIBY | 600 |

| Manufacturer | Model |
|--------------|------------|
| KINGGATES | STAR68 24 |
| Liftaway | LA-SD01 |
| LiftMaster | 100 |
| LiftMaster | 1000SDR |
| LiftMaster | 1040 |
| LiftMaster | 1040-6 |
| LiftMaster | 1040-9 |
| LiftMaster | 1040SM |
| LiftMaster | 1045 |
| LiftMaster | 1045-6 |
| LiftMaster | 1045-9 |
| LiftMaster | 1045JG |
| LiftMaster | 1046-6 |
| LiftMaster | 1046-9 |
| LiftMaster | 1050 |
| LiftMaster | 1050-6 |
| LiftMaster | 1050-9 |
| LiftMaster | 1050SM |
| LiftMaster | 1055 |
| LiftMaster | 1055-253 |
| LiftMaster | 1055-6 |
| LiftMaster | 1055-9 |
| LiftMaster | 1056 |
| LiftMaster | 1056-6 |
| LiftMaster | 1056-9 |
| LiftMaster | 1060 |
| LiftMaster | 1060-253 |
| LiftMaster | 1060-6 |
| LiftMaster | 1060-9 |
| LiftMaster | 1060JG |
| LiftMaster | 1140 |
| LiftMaster | 1145 |
| LiftMaster | 1146 |
| LiftMaster | 1150 |
| LiftMaster | 1155 |
| LiftMaster | 1156 |
| LiftMaster | 1160 |
| LiftMaster | 1210EM FS2 |
| LiftMaster | 1215EM FS2 |
| LiftMaster | 1220EM FS2 |
| LiftMaster | 1225EM FS2 |
| LiftMaster | 1240 |
| LiftMaster | 1245-266 |
| LiftMaster | 1246 |
| LiftMaster | 1250 |
| LiftMaster | 1250-266 |
| LiftMaster | 1255 |
| LiftMaster | 1255166 |

| Manufacturer | Model |
|--------------|-----------|
| LiftMaster | 1255266 |
| LiftMaster | 1256 |
| LiftMaster | 1260 |
| LiftMaster | 1260-166 |
| LiftMaster | 1260-266 |
| LiftMaster | 1260-298 |
| LiftMaster | 1265 |
| LiftMaster | 1265-267 |
| LiftMaster | 1265LMC |
| LiftMaster | 1280LMC-R |
| LiftMaster | 1280R |
| LiftMaster | 1345 |
| LiftMaster | 1345M |
| LiftMaster | 1346 |
| LiftMaster | 1346M |
| LiftMaster | 1355 |
| LiftMaster | 1355M |
| LiftMaster | 1356 |
| LiftMaster | 1356M |
| LiftMaster | 200 |
| LiftMaster | 2000SDR |
| LiftMaster | 215WD |
| LiftMaster | 2110 |
| LiftMaster | 2220 |
| LiftMaster | 2220-267 |
| LiftMaster | 2245 |
| LiftMaster | 2245C |
| LiftMaster | 2255 |
| LiftMaster | 2255-2 |
| LiftMaster | 2255-2C |
| LiftMaster | 2255C |
| LiftMaster | 2265 |
| LiftMaster | 2265-267 |
| LiftMaster | 2280 |
| LiftMaster | 248730 |
| LiftMaster | 2500 |
| LiftMaster | 2575 |
| LiftMaster | 2585 |
| LiftMaster | 300 |
| LiftMaster | 3110 |
| LiftMaster | 3130M |
| LiftMaster | 312HM |
| LiftMaster | 312HMC |
| LiftMaster | 315WD |
| LiftMaster | 3220 |
| LiftMaster | 3220-267 |
| LiftMaster | 3240 |
| LiftMaster | 3240M |

| Manufacturer | Model |
|--------------|----------------------------|
| LiftMaster | 3245 |
| LiftMaster | 3245M |
| LiftMaster | 3255 |
| LiftMaster | 3255-2M |
| LiftMaster | 3255M |
| LiftMaster | 3265 |
| LiftMaster | 3265-267 |
| LiftMaster | 3270 |
| LiftMaster | 3575 |
| LiftMaster | 3575CS |
| LiftMaster | 3585 |
| LiftMaster | 3585-100 |
| LiftMaster | 3585CS |
| LiftMaster | 3585S |
| LiftMaster | 3595S |
| LiftMaster | 3780 |
| LiftMaster | 3800 |
| LiftMaster | 3800P |
| LiftMaster | 3850 |
| LiftMaster | 3850-267 |
| LiftMaster | 3950 |
| LiftMaster | 412HM |
| LiftMaster | 412HMC |
| LiftMaster | 535-315LMSecurity+Receiver |
| LiftMaster | 5580 |
| LiftMaster | 6000MONARCH |
| LiftMaster | 8000MONARCH |
| LiftMaster | BMT5011 |
| LiftMaster | BMT5011U |
| LiftMaster | CB1 |
| LiftMaster | CB11 |
| LiftMaster | CB124EV |
| LiftMaster | CB24 |
| LiftMaster | CSL.24U |
| LiftMaster | CSL24V |
| LiftMaster | CSW200 |
| LiftMaster | CSW200101U |
| LiftMaster | CSW200501U |
| LiftMaster | CSW200UL |
| LiftMaster | CSW24U |
| LiftMaster | ECO300K |
| LiftMaster | ECO300KS |
| LiftMaster | ECO400K |
| LiftMaster | ECO400KS |
| LiftMaster | Elite MIRACLE 1 (199 |
| LiftMaster | Gate Model 844 |
| LiftMaster | HBW0777 |
| LiftMaster | HCT501130 |

| Manufacturer | Model |
|--------------|--------------|
| LiftMaster | HMJ |
| LiftMaster | HS670 |
| LiftMaster | J5011L 4 |
| LiftMaster | LA100 |
| LiftMaster | LA350 |
| LiftMaster | LA400DC |
| LiftMaster | LA400DCS |
| LiftMaster | LA400LA400S |
| LiftMaster | LA400PKGUGU |
| LiftMaster | LA412 |
| LiftMaster | LA412-S |
| LiftMaster | LA412DC |
| LiftMaster | LA500 |
| LiftMaster | LA500-LA500S |
| LiftMaster | LA5001PKGDC |
| LiftMaster | LA500DC |
| LiftMaster | LA500DCS |
| LiftMaster | LM100 |
| LiftMaster | LM1000A |
| LiftMaster | LM50 |
| LiftMaster | LM50 |
| LiftMaster | LM50k |
| LiftMaster | LM60 |
| LiftMaster | LM600A |
| LiftMaster | LM60A |
| LiftMaster | LM60R-128 |
| LiftMaster | LM60XX |
| LiftMaster | LM60K |
| LiftMaster | LM70EVK |
| LiftMaster | LM80 |
| LiftMaster | LM800A |
| LiftMaster | LM80AR-128 |
| LiftMaster | LM80EVS |
| LiftMaster | LM80XX |
| LiftMaster | LM850EV |
| LiftMaster | LM950EV |
| LiftMaster | M3100M |
| LiftMaster | M385M |
| LiftMaster | MGJ5011U |
| LiftMaster | MH |
| LiftMaster | MH5011U |
| LiftMaster | MHS5011U |
| LiftMaster | MiracleONE |
| LiftMaster | MJ |
| LiftMaster | MJ5011U |
| LiftMaster | Model APT |
| LiftMaster | Model GH |
| LiftMaster | Model GT |

| Manufacturer | Model |
|--------------|--------------------------------|
| LiftMaster | Model H |
| LiftMaster | Model HJ |
| LiftMaster | Model J |
| LiftMaster | Model Series 1200 |
| LiftMaster | Model Series 1300 |
| LiftMaster | Model T |
| LiftMaster | Model T (Logic Control ver2) |
| LiftMaster | MT5011 |
| LiftMaster | MT5011U |
| LiftMaster | Professional Model Series 1200 |
| LiftMaster | RSL12U |
| LiftMaster | RSL12V |
| LiftMaster | RSL12VH |
| LiftMaster | RSW12VDC |
| LiftMaster | SL1000 |
| LiftMaster | SL3000501U |
| LiftMaster | SL3000UL |
| LiftMaster | SL3000UL8 |
| LiftMaster | SL505 |
| LiftMaster | SL540 |
| LiftMaster | SL570 |
| LiftMaster | SL575 |
| LiftMaster | SL580 |
| LiftMaster | SL585 |
| LiftMaster | SL590 |
| LiftMaster | SI595 |
| LiftMaster | SL600 |
| LiftMaster | SL930 |
| LiftMaster | SW420 |
| LiftMaster | SW470 |
| LiftMaster | SW490 |
| LiftMaster | SWG0370 |
| Linear | 2000XLS |
| Linear | 2002XLS |
| Linear | 4000XLS |
| Linear | 6000 |
| Linear | 6500 |
| Linear | 6500-P |
| Linear | Allister |
| Linear | AK-11 |
| Linear | AP-4 |
| Linear | AP-5 |
| Linear | Delta-3 |
| Linear | HSLG |
| Linear | J6500 |
| Linear | LC075 |
| Linear | LCDCO800 |
| Linear | LD033 |

| Manufacturer | Model |
|--------------|---------------------|
| Linear | LD050 |
| Linear | LS0050 |
| Linear | Multi-Code (3-wire) |
| Linear | Multi-Code 1099-50 |
| Linear | PDS 800 |
| Linear | SLC |
| Linear | SLD |
| Linear | SLR |
| Linear | SWC |
| Linear | SWD |
| Linear | SWR |
| Linear | VS-6SLG |
| Lynx | 455 Plus |
| Manaras | Opera-MH |
| Manaras | Opera-MJ |
| Marantec | CS300 |
| Marantec | 211 |
| Marantec | 220 |
| Marantec | 250 |
| Marantec | 252 |
| Marantec | 360 |
| Marantec | 370 |
| Marantec | Comfort 130 |
| Marantec | Comfort 150 |
| Marantec | Comfort 160 |
| Marantec | Comfort 220.2 |
| Marantec | Comfort 250 |
| Marantec | Comfort 250.2 |
| Marantec | Comfort 250.2 speed |
| Marantec | Comfort 252 |
| Marantec | Comfort 252.2 |
| Marantec | Comfort 260 |
| Marantec | Comfort 270 |
| Marantec | Comfort 280 |
| Marantec | Comfort 360 |
| Marantec | Comfort 370 |
| Marantec | Comfort 380 |
| Marantec | Comfort 500S |
| Marantec | Comfort 60 |
| Marantec | Comfort 880 |
| Marantec | Comfort 881 |
| Marantec | Delexe DL2005 |
| Marantec | GDO 500(S or L) |
| Marantec | GDO 700 (S or L) |
| Marantec | M4500 |
| Marantec | M4500e |
| Marantec | M4700 |
| Marantec | M4700e |

| Manufacturer | Model |
|-------------------------|---------------------|
| Marantec | M4900e |
| Marantec | M55 |
| Marantec | Q-7500 |
| Marantec | Q-7700 |
| Marantec | Synergy 260 |
| Marantec | Synergy 270 |
| Marantec | Synergy 280 |
| Marantec | Synergy 360 |
| Marantec | Synergy 370 |
| Marantec | Synergy 380 |
| MARTIN | DC2500 |
| MARTIN | DC2500e |
| MARTIN | DC3700 |
| MARTIN | DC3700e |
| MAX - Maximum Controls- | MAX F18 |
| MERIK | 200M |
| MERIK | 230 Plus |
| MERIK | 411M |
| MERIK | 711M |
| MERIK | Merik 230 Plus |
| MERIK | PC160 (Control Box) |
| MERIK | PC170 (Control box) |
| MERLIN | G715D |
| MERLIN | M230T |
| MERLIN | MR650EVO |
| MERLIN | MR850EVO |
| MERLIN | MT1000EVO |
| MERLIN | MT5580P |
| MERLIN | MT60 |
| MERLIN | MT60P |
| MFZ | CS 300 |
| Mhouse | SL1 and SL10 |
| Mhouse | WG20 |
| Micanan | Pro LJ |
| Mighty Mule | 200 |
| Mighty Mule | 350 |
| Mighty Mule | 362D |
| Mighty Mule | 500 |
| Mighty Mule | 502 |
| Mighty Mule | FM145 |
| Mighty Mule | FM402 |
| Mighty Mule | MM600 |
| Moore-o-Matic | 700 |
| Moore-o-Matic | 700-240 |
| Moore-o-Matic | 727 |
| Moore-o-Matic | 750 |
| Moore-o-Matic | 757 |

| Manufacturer | Model |
|--------------------------|----------------------|
| Moore-o-Matic | X125 |
| Moore-o-Matic | X133 |
| Moore-o-Matic | X150 |
| Moore-o-Matic | Z133 |
| Motorline | MC50BR |
| Motorline | MC50SC |
| Motorline | MC50SE |
| Mtec | UST 1K-KL |
| MultiCode | 1099 |
| MultiCode | 3090 |
| Nice | MC424 |
| Nice | MC824H |
| Nice | POA1 (Control board) |
| Nice | POP |
| Nice | R01000 |
| Nice | R01040 |
| Nice | R01124 |
| Nice | R01010 |
| Nice | R0300 |
| Nice | R0500 |
| Nice | RUN 1500 |
| Nice | RUN 1800 |
| Nice | RUN 1800P |
| Nice | RUN 2500 |
| Nice | RUN 2500P |
| Nice | Robus 1000 |
| Nice | Robus 1000P |
| Nice | Robus 600 |
| Nice | Robus 600P |
| Nice | SPIN |
| Nice | Soon |
| Nice | Spido 6000 |
| Nice | Spin10KCE |
| Nice | Spin11KCE |
| NORMSTAHL | Magic 1000 |
| NORMSTAHL | Magic 600 |
| NORMSTAHL | ULTRA EXCELLENT |
| Novoferm | Novomatic 553 |
| Novoferm | Novomatic 403 |
| Novoferm | Safe 800 III |
| NRG Automation | Black Edition GDO |
| OEM | CTR32 |
| Open Sesame Door Systems | Model 133 |
| OVERHEAD DOOR | 2026 |
| OVERHEAD DOOR | 4060L |
| OVERHEAD DOOR | 456 |
| OVERHEAD DOOR | 556 |

| Manufacturer | Model |
|-------------------------|--------------------------|
| OVERHEAD DOOR | 656 |
| OVERHEAD DOOR | 65A |
| OVERHEAD DOOR | CD & CDB series |
| OVERHEAD DOOR | Destiny 1200 |
| OVERHEAD DOOR | Destiny 1500 |
| OVERHEAD DOOR | Legacy |
| OVERHEAD DOOR | Legacy 650 |
| OVERHEAD DOOR | Legacy 800 |
| OVERHEAD DOOR | Legacy 850 |
| OVERHEAD DOOR | Model 1026 |
| OVERHEAD DOOR | Model 1029 |
| OVERHEAD DOOR | Model 2029 |
| OVERHEAD DOOR | OCG550 |
| OVERHEAD DOOR | OCG600 |
| OVERHEAD DOOR | OCG750 |
| OVERHEAD DOOR | OCG800 |
| OVERHEAD DOOR | Phantom |
| OVERHEAD DOOR | ProMax PMX 75 |
| OVERHEAD DOOR | ProMax PMX 85 |
| OVERHEAD DOOR | Python |
| OVERHEAD DOOR | Python2 |
| OVERHEAD DOOR | RSX |
| OVERHEAD DOOR | Signature 930 |
| OVERHEAD DOOR | Signature 950 |
| PADORS | PDS-101 |
| PECCININ | CP 4000 |
| PECCININ | CP2010 |
| PECCININ | CP4030 |
| PECCININ | CP5000 |
| PECCININ | GATTER 3020 |
| Platinum Access Systems | BLS840 |
| POLARGOS | EASY WAY 201 |
| Polaris | 500 |
| Polaris | 502 |
| Polaris | 700 |
| Polaris | 702 |
| Power Master | CSG |
| Power Master | RSG |
| POWERTECH | PL1000 |
| POWERTECH | PL600 |
| PRATEL | UNIK2E (Control Board) |
| PRATEL | UNIK2ESK (Control Board) |
| PROTECO | Kit MyDiamond |
| PROTECO | Q60A-R |
| PROTECO | Q80A - board- |
| PUJOL | Mini Marathon |
| Quantum | 3212 |

| Manufacturer | Model |
|--------------------|------------------------------------|
| Rademacher | Rolloport S1 |
| Rademacher | Rolloport SX5 |
| Ramset | RAM 100 |
| Ramset | RAM 1000 |
| Ramset | RAM 300 |
| Ramset | RAM 5500 |
| Ramset | Star 24 |
| RAYNOR | FLITESTAR |
| RAYNOR | POWERHOIST STANDARD -PSJ- -PSH- |
| RDA | GTA 453 |
| RIB | K400 |
| Richards Wilcox | 2265RWC |
| ROGER | BR20-500 |
| ROGER | H70-103AC |
| Rollertec | V2 |
| ROSSI | DZ3 SK |
| Ryobi | Ultra Quiet GD 200 |
| RYTEC | System4 |
| Saturn | E 600 |
| SCHELLENBERG | DRIVE 600 N |
| SCHELLENBERG | DRIVE 800 N |
| SCHELLENBERG | Smart Drive 10 |
| SCS | OpenGate3 |
| SEA | GATE 2 DG |
| SEG | Pivus Plus |
| SEIP | EASY SM |
| SEIP | TM 60 |
| SEIP | TS 100 |
| SEIP | TS 75 |
| Serai | Mercurio 300 F |
| Serai | Mercurio 500 F |
| Serai | Mercurio 800 F |
| SIMTECH | WJKMP201 |
| SIMTECH | WJKMP202 |
| SIMU | GM 800 |
| SKY MASTER | 330MX |
| SKY MASTER | F-350GX |
| SKY MASTER | F-350MX |
| Skylink Technology | ATMOS |
| Skylink Technology | EQ series |
| SOMFY | Axorn 50 |
| SOMFY | Axorn 70 |
| SOMFY | Axovia 220 |
| SOMFY | ROLLIXO RTS |
| SOMMER | 1042v001 |
| SOMMER | 1042v004 |
| SOMMER | 2060 evo+ |

| Manufacturer | Model |
|--------------|---------------------|
| SOMMER | 2080 evo+ |
| SOMMER | 2110 evo+ |
| SOMMER | Aperto |
| SOMMER | duo rapido 650 |
| SOMMER | duo vision 500 |
| SOMMER | duo vision 650 |
| SOMMER | duo vision 800 |
| SOMMER | Marathon 550 SL |
| SOMMER | GIGAControl A |
| SOMMER | S 9060 |
| SOMMER | S 9080 |
| SOMMER | S 9110 |
| SOMMER | Sprint S 550N |
| SOMMER | Starglider 300 |
| SOMMER | Synoris 550 - 800 |
| SOMMER | TWIST 200 E |
| STANLEY | PT210 |
| STANLEY | ST300 |
| STANLEY | TT200 |
| STEEL-LINE | BOL4 |
| STEEL-LINE | FORZA |
| STEEL-LINE | SR60 |
| STEEL-LINE | ST50EV0B |
| STEEL-LINE | STS0EVOC |
| SuperJack | EasyJack |
| SUPERLIFT | SDO-1C |
| SWS | Rollertec V2 |
| SWS | SeceuroGlide |
| TAU | Control Board K120M |
| TAU | Control Board K125M |
| TAU | Control Board K580M |
| Telcoma | T101 |
| Telcoma | T200 |
| Telcoma | T201 |
| TELECO | Mydoor Basic |
| Tormatic | GTA 601 |
| Tormatic | GTA 602 |
| Tousek | DYNAMIC T20S |
| Tousek | DYNAMIC T20S PRO |
| Tousek | DYNAMIC T25S |
| Tousek | DYNAMIC T25S PRO |
| Tousek | PRO 400 |

Pogosta vprašanja o odpravljanju težav

Naprave ne morem seznaniti. Kaj lahko storim?

- Prepričajte se, da uporabljate omrežje wifi 2,4 GHz in imate dovolj močan signal.
- Aplikaciji v nastavitvah dovolite vsa dovoljenja
- Prepričajte se, da uporabljate najnovejšo različico mobilnega operacijskega sistema in najnovejšo različico aplikacije.

Kaj naj storim, če spremenim omrežje Wi-Fi ali geslo?

- Modul je treba ponastaviti in ga ponovno seznaniti z aplikacijo.

Kaj se zgodi, če omrežje Wi-Fi preneha delovati?

- Če je na modul priključeno tudi fizično stikalo, lahko napravo še vedno upravljate brez težav. Vendar modulov ne boste mogli upravljati prek aplikacije, dokler ne bo vzpostavljeno omrežje Wi-Fi. Izjema so moduli ZigBee, ki jih lahko še vedno daljinsko upravljate z drugimi napravami ZigBee, kot je stikalo EMOS H5011 Scenic Switch, tudi po izpadu interneta.

